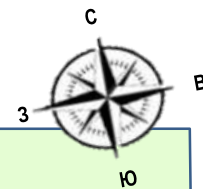


План расположения базы бурения Drilling Base Layout



Sound the alarm:

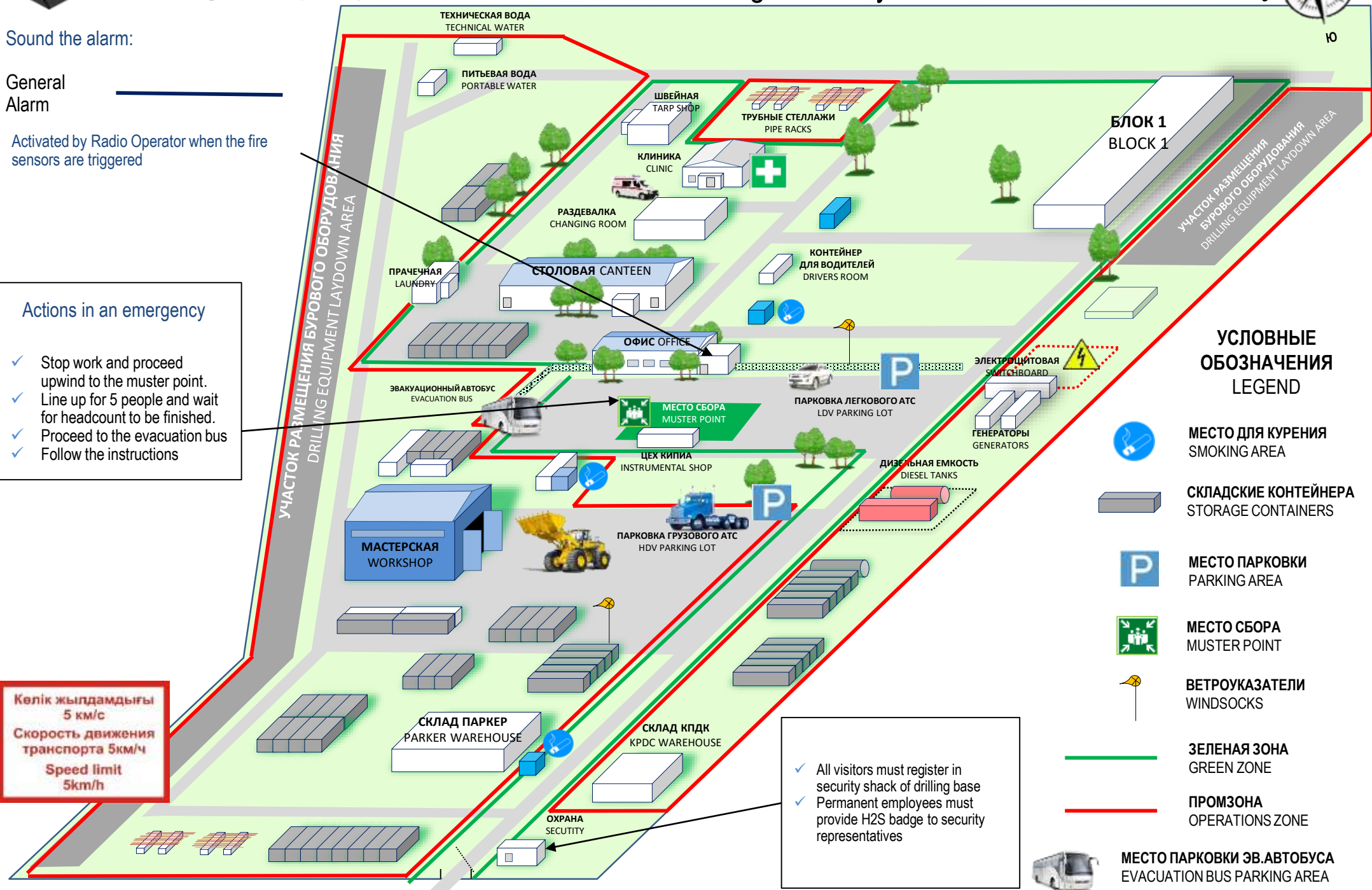
General Alarm

Activated by Radio Operator when the fire sensors are triggered





Actions in an emergency

- ✓ Stop work and proceed upwind to the muster point.
- ✓ Line up for 5 people and wait for headcount to be finished.
- ✓ Proceed to the evacuation bus
- ✓ Follow the instructions

Көлік жылдамдығы 5 км/с
Скорость движения транспорта 5км/ч
Speed limit 5km/h



УСЛОВНЫЕ ОБОЗНАЧЕНИЯ LEGEND

-  МЕСТО ДЛЯ КУРЕНИЯ
SMOKING AREA
-  СКЛАДСКИЕ КОНТЕЙНЕРА
STORAGE CONTAINERS
-  МЕСТО ПАРКОВКИ
PARKING AREA
-  МЕСТО СБОРА
MUSTER POINT
-  ВЕТРОУКАЗАТЕЛИ
WINDSOCKS
-  ЗЕЛЕНАЯ ЗОНА
GREEN ZONE
-  ПРОМЗОНА
OPERATIONS ZONE
-  МЕСТО ПАРКОВКИ ЭВ.АВТОБУСА
EVACUATION BUS PARKING AREA

✓ All visitors must register in security shack of drilling base
✓ Permanent employees must provide H2S badge to security representatives

"7 Step" Safe Work Process

"Starting Work is Not Step #1"

1	Plan	<ul style="list-style-type: none"> ✓ Operational Lookahead ✓ Pre Tour / Work Instruction ✓ ORM / Hazard Assessment ✓ Work Safe Procedure Needed? ✓ Supervisor & Verifier Allocated
2	Communicate	<ul style="list-style-type: none"> ✓ Pre Job Safety Meeting / Client / All Contractors involved ✓ Roles allocated and understood ✓ Personal and Process Safety* ✓ Change Management & MOC
3	Check Equipment	<ul style="list-style-type: none"> ✓ Certified ✓ Rated ✓ Tested ✓ Fit for Purpose ✓ Calibrated ✓ No Damage ✓ Back Up Ready
4	Prepare Area	<ul style="list-style-type: none"> ✓ Flat & Level ✓ Housekeeping ✓ Red Zones, Barriers, Permission ✓ Above/Below/Beside ✓ SIMOPs?
5	Control Energy	<ul style="list-style-type: none"> ✓ Isolate (Lock Out, Tag Out and Test) ✓ Drain Stored Energy (Gauge?) ✓ Line of Fire/Escape Routes
6	Final Check	<ul style="list-style-type: none"> ✓ 100% Ready to Go ✓ Contingencies in Place ✓ Emergency Response Plans ✓ Walk the Line P&ID
7	Start Work	<ul style="list-style-type: none"> ✓ Comply/Intervene/Respect ✓ Follow Life Saving Rules ✓ Well Barriers/MOC/Stop Work Authority ✓ Hands Free/Red Zones/Change

After Action Review

Lessons Learned and Opportunities for Improvement

"Starting Work is Step Number 7"

* What are we doing? What are the Hazards and Controls? What could go wrong? What would we do? What if this happens? What are our Barriers? What would you Stop the Job for? What Change do we have today? What worries you?



If a hazard or unsafe behaviour is observed, all workers are entitled to intervene and if necessary stop the work

All interventions and identified hazards should be reported to the Supervisor and a HSE card submitted.



KPO ECC Operator
Dial from mobile
phone:
+7-705-939-3333

If you were involved or witnessed the incident, report it to the Emergency Communications Center operator(ECC).

Report the incident to your direct supervisor.



Show your RPE set entry at Security Gate. When you leave the base to not forget filter mask and H2S detector



FIRE SAFETY MEASURES :

- ✓ Do not leave the connections and ends of electrical wires and cables without insulation.
- ✓ It is forbidden to use damaged and loose sockets, switches, and other electrical installation products.
- ✓ Smoking is only permitted in designated areas.
- ✓ Keep in good condition the primary means of fire extinguishing (fire extinguishers).
- ✓ Do not block the exits, passages.



Welcome to Drilling Base KMG Parker!

- ✓ The facility is equipped with a video surveillance system
- ✓ Upon arrival, you must register in the security shack in the logbook (for visitors) and provide a H2S badge
- ✓ Use the green zone to enter the office, dining room, or other building in the administrative area
- ✓ All PPE must be used when located in the industrial zone (red zone)
- ✓ All operational personnel should be trained for H2S by KPO, Minimum Fire Safety compliance, Industrial Safety, Labour Safety
- ✓ To obtain permission to work, contact the of Base HSE representatives
- ✓ All light vehicle must be parked in a special Parking area in front of the office

Position	Phone number
Camp coordinator	+7 777 221 4521 4068
Base HSE coordinator	+7 777 220 88 37 4025
Base night HSE	+7 771 014 9923 4025
Doctor (24 hours)	+7 777 214 96 47
Radio Operator (24 hours)	+7 777 221 41 18 4024
Fire Department-33	+7 705 939 4348 4348

Upon arrival at the drilling rig, be sure to take an introduction from a HSE supervisor